

# Fanbay.net Sports

## SUPER BOWL XLIX (49)

GLENDALE, ARIZONA

UNIVERSITY OF PHOENIX STADIUM (opened 2006, RETRACTABLE ROOF- scheduled to be open though weather permitting; caveat ARI Cardinals [played all games this year with roof closed](#))

SUNDAY, FEBRUARY 1, 2015

GAME TIME: 6:25-6:30 ET

WEATHER: Cloudy, High 72, Low 47, Sunny (game time 4:30 Mountain)

TV COVERAGE: NBC, PRE-GAME (coverage starting at 12 ET): Bob Costas and Dan Patrick; GAME BROADCAST: Al Michaels (play-by-play) AND Chris Collinsworth (color); SIDELINES: Michele Tafoya; TROPHY: Dan Patrick (viewers last year: record 112.2 million on Fox) (commercials reportedly average \$4.5 million per 30-seconds, \$4 million on Fox last year)

HALFTIME: KATY PERRY AND LENNY KRAVITZ

NEW ENGLAND PATRIOTS (AFC) (14-4) (12-4 regular season)

versus

SEATTLE SEAHAWKS (NFC) (14-4) (12-4 regular season)

Match-up coverage: CBS Sports (<http://www.cbssports.com/nfl/superbowl>), [Covers](#), ESPN (<http://espn.go.com/nfl/superbowl>)

NFL.com: <http://www.nfl.com/gamecenter/superbowl>

(click links via this file, URLs shortened for appearance)

### COMPUTER PREDICTION

- WINNER: SEATTLE SEAHAWKS by 0.47 points
- Over/Under Total: Combined 45.0 points scored by both teams



**SUPER BOWL 49 Fanbay.net Sports** NFL Game Predictions. Statistical. Objective. Computer-model generated.

	Fanbay Winner	Vegas Winner	Game	Winner	Points	O/U	Total	Date	Time	Off Pts	Def Pts	Total Yds	Def Yds	Ru Yds	Def RuYd	PWR	Rk
Super Bowl 49	SEA	NE	NE at SEA	Fanbay	SEA	-0.47	44.99	SUN	630pm	NE	29.3	19.6	365.5	344.1	107.9	104.3	3
				Vegas	NE	-1.0	47.5			SEA	24.6	15.9	375.8	267.1	172.6	81.5	1
*Best Chance to Win																	
	Fanbay Winner	Vegas Winner	Game	Winner	Points	O/U	Total	Date	Time	Off Pts	Def Pts	Total Yds	Def Yds	Ru Yds	Def RuYd	PWR	Rk

For educational and informational purposes only. Not intended for use gambling. Use for legal purposes only. Please direct any questions about reading this information to [email@fanbay.net](mailto:email@fanbay.net). Thank you for your support!

## LAS VEGAS ODDS

- WINNER: **NEW ENGLAND PATRIOTS** are favored by **1.0** points
- Over/Under: **Total of 47.5 points** expected to be scored in the game

Via Yahoo! Sports:

Sunday February 1, 2015								
Teams	SportsBetting.ag		BOVADA		BETONLINE.ag		5dimes.eu	
<b>New England Patriots</b> at <b>Seattle Seahawks</b>	-1	-110	-2	-105	-1	-110	-1	-101
6:30 pm EST	47½	o-110 u-110	48	o-105 u-115	47½	o-110 u-110	47½	o-102 u-108

Last Odds Update: 01/28 9:30 pm EST

Via VegasInsider [here](#):

NFL SPREAD										
PRO FOOTBALL	Open ?	VI Consensus ?	Westgate Superbook	MGM Mirage	William Hill	Wynn LV	CG Technology	Stations	Sportsbook.ag	Picks
02/01 6:30 PM 101 <b>New England</b> 102 <b>Seattle</b>	48½o-08 -1 -01	-1 -10 48u-10	-1 -10 47½u-10	-1 -10 48u-10	48u-10 PK -05	-1 -10 14½u-35	-1 -10 48u-10	-1 -10 48u-10	-1 -10 48u-10	
TV: NBC										

Updated: Wed, Jan 28 10:46 PM EDT

### NOTES:

- **Open Line:** Consists of the first betting line received from one of our Las Vegas or Online sportsbooks.
- **VI Consensus:** Consists of the current betting line which occurs most frequently among our list of Las Vegas and Online sportsbooks.
- All Game Times are Eastern Standard Time.

## POINT-BY-POINT INSIGHTS

- Seattle no stranger to being Super Bowl underdog. Denver was a 2.5 point favorite to beat Seattle last year.
- Seahawks opened as a 1 point favorite and are now a 1 point underdog
- One thing is clear. The Patriots score more points and they give up more points.
- Seattle is a 4th quarter team.
- Seahawks were the NFL's best defense this year (save a good debate about the Lions)
- Patriots have 18<sup>th</sup> best running game in NFL. Mediocre. And this could have an impact on the outcome. Brady may need to spread the offense with some deep passes and this could lead to a few more short possessions.
- Vegas line opened up favoring SEA but has shifted to New England. Computer narrowly backs Seahawks.
- Again it is the #1 NFC seed vs the #1 AFC seed.

- SEA corner Richard Sherman has a girlfriend in town that is about to give birth. Sherman says the soon-to-be-born little boy is “going to be disciplined and stay in there until after the game”. However, if not, Sherman is prepared to miss the game and some teammates have encouraged him to do so if nature calls.
- Both teams were 9-1 at home this season (including playoffs) and 5-3 on the road.
- Seattle played, very recently, at the University of Phoenix Stadium in Week 16 (December 21) and beat the Arizona Cardinals 35-6.
- Last match-up? 2012 Week 6. Seattle 24-23 at home.

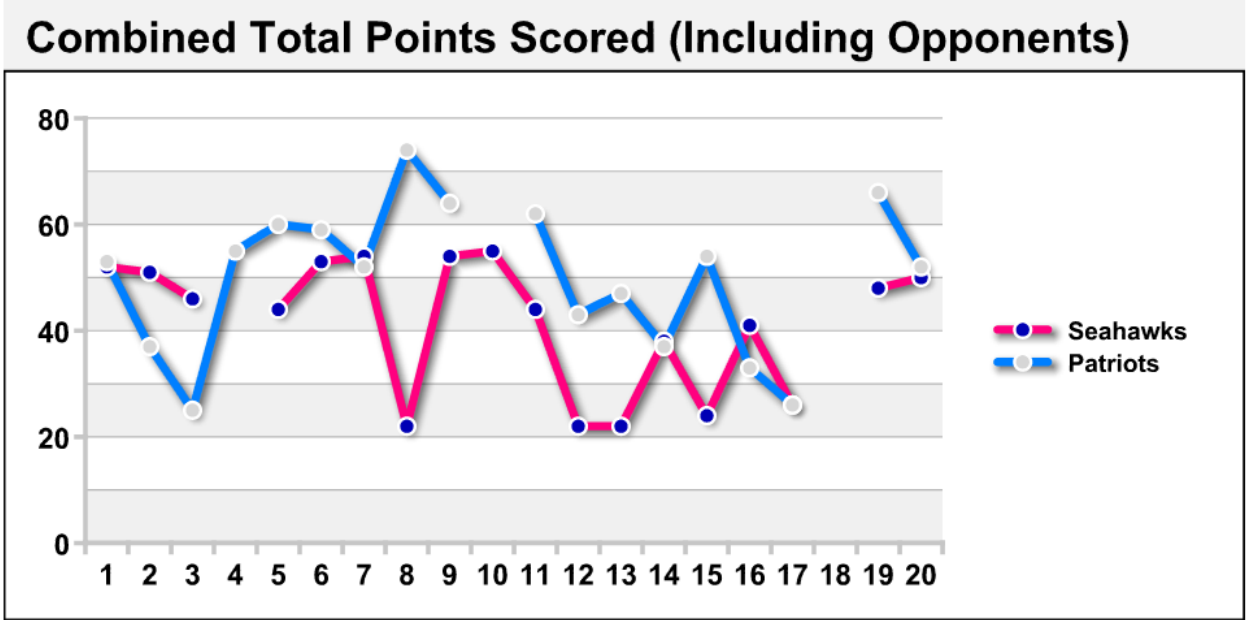
### STATISTICAL ANALYSIS

	<u>Points Scored</u>	<u>Opp. Points</u>	<u>Points Diff</u>	<u>1st Half Pts</u>	<u>1st Half Opp</u>	<u>1st Half Diff</u>	<u>2nd Half Pts</u>	<u>2nd Half Opp</u>	<u>2nd Half Opp</u>
<b>Seahawks</b>	<b>25.72</b>	<b>14.61</b>	<b>11.11</b>	<b>12.67</b>	<b>7.78</b>	<b>4.89</b>	<b>12.72</b>	<b>6.83</b>	<b>5.89</b>
<b>Patriots</b>	<b>36.44</b>	<b>24.00</b>	<b>12.44</b>	<b>17.50</b>	<b>10.83</b>	<b>6.67</b>	<b>18.94</b>	<b>13.00</b>	<b>5.94</b>
<b>Total</b>	<b>62.17</b>	<b>38.61</b>		<b>30.17</b>	<b>18.61</b>		<b>31.67</b>	<b>19.83</b>	
<b>Difference</b>	<b>10.72</b>	<b>-9.39</b>	<b>1.33</b>	<b>4.83</b>	<b>3.06</b>	<b>1.78</b>	<b>6.22</b>	<b>6.17</b>	<b>0.06</b>

<b>SEATTLE SEAHAWKS</b>					<b>Points Scored</b>				<b>1st Half</b>			<b>2nd Half</b>		
<u>Week</u>	<u>Date</u>	<u>H/A</u>	<u>Opponent</u>	<u>Result</u>	<u>Seahawks</u>	<u>Opponent</u>	<u>Difference</u>	<u>Diff. Sum</u>	<u>Team</u>	<u>Opp</u>	<u>Diff</u>	<u>Team</u>	<u>Opp</u>	<u>Diff</u>
1	Thur, Sep 4	H	Green Bay	Win	36	16	20		17	10	7	19	6	13
2	Sun, Sep 14	A	San Diego	Loss	21	30	-9	11	14	20	-6	7	10	-3
3	Sun, Sep 21	H	Denver	Win	26	20	6	17	17	3	14	3	17	-14
4	BYE		BYE											
5	Mon, Oct 6	A	Washington	Win	27	17	10	27	17	7	10	10	10	0
6	Sun, Oct 12	H	Dallas	Loss	23	30	-7	20	10	17	-7	13	13	0
7	Sun, Oct 19	A	St. Louis	Loss	26	28	-2	18	6	21	-15	20	7	13
8	Sun, Oct 26	A	Carolina	Win	13	9	4	22	3	6	-3	10	3	7
9	Sun, Nov 2	H	Oakland	Win	30	24	6	28	24	3	21	6	21	-15
10	Sun, Nov 9	H	NY Giants	Win	38	17	21	49	14	17	-3	24	0	24
11	Sun, Nov 16	A	Kansas City	Loss	20	24	-4	45	13	14	-1	7	10	-3
12	Sun, Nov 23	H	Arizona	Win	19	3	16	61	9	3	6	10	0	10
13	Thur, Nov 27	A	San Francisco	Win	19	3	16	77	13	0	13	6	3	3
14	Sun, Dec 7	A	Philadelphia	Win	24	14	10	87	10	7	3	14	7	7
15	Sun, Dec 14	H	San Francisco	Win	17	7	10	97	3	7	-4	14	0	14
16	Sun, Dec 21	A	Arizona	Win	35	6	29	126	14	3	11	21	3	18
17	Sun, Dec 28	H	St. Louis	Win	20	6	14	140	0	6	-6	20	0	20
<b>PLAYOFFS</b>														
WC														
Div	Sat, Jan 10	H	Carolina	Win	31	17	14	154	14	10	4	17	7	10
Conf	Sun, Jan 18	H	Green Bay	Win	28	22	6	160	0	16	-16	22	6	16
					25.2	16.3	8.9		11.0	9.4	1.6	13.5	6.8	6.7

NEW ENGLAND PATRIOTS					Points Scored				1st Half			2nd Half		
Week	Date	H/A	Opponent	Result	Patriots	Opponent	Difference	Diff. Sum	Team	Opp	Diff	Team	Opp	Diff
1	Sun, Sep 7	A	Miami	Loss	20	33	-13		20	10	10	0	23	-23
2	Sun, Sep 14	A	Minnesota	Win	30	7	23	10	24	7	17	6	0	6
3	Sun, Sep 21	H	Oakland	Win	16	9	7	17	10	3	7	6	6	0
4	Mon, Sep 29	A	Kansas City	Loss	14	41	-27	-10	0	17	-17	14	24	-10
5	Sun, Oct 5	H	Cincinnati	Win	43	17	26	16	20	3	17	23	14	9
6	Sun, Oct 12	A	Buffalo	Win	37	22	15	31	13	7	6	24	15	9
7	Thur, Oct 16	H	NY Jets	Win	27	25	2		17	12	5	10	13	-3
8	Sun, Oct 26	H	Chicago	Win	51	23	28	61	38	7	31	13	16	-3
9	Sun, Nov 2	H	Denver	Win	43	21	22	83	27	7	20	16	14	2
10	BYE		BYE											
11	Sun, Nov 16	A	Indianapolis	Win	42	20	22	105	14	10	4	28	10	18
12	Sun, Nov 23	A	Detroit	Win	34	9	25	130	24	6	18	10	3	7
13	Sun, Nov 30	H	Green Bay	Loss	21	26	-5	125	14	23	-9	7	3	4
14	Sun, Dec 7	A	San Diego	Win	23	14	9	134	13	14	-1	10	0	10
15	Sun, Dec 14	H	Miami	Win	41	13	28	162	14	13	1	27	0	27
16	Sun, Dec 21	A	NY Jets	Win	17	16	1	163	7	10	-3	10	6	4
17	Sun, Dec 28	H	Buffalo	Loss	9	17	-8	155	6	17	-11	3	0	
PLAYOFFS														
WC	BYE													
Div	Sat, Jan 10	H	Baltimore	Win	35	31	4	159	14	21	-7	21	10	11
Conf	Sun, Jan 18	H	Indianapolis	Win	45	7	38	197	17	7	10	28	0	28
					30.4	19.5	10.9		16.2	10.8	5.4	14.2	8.7	5.5

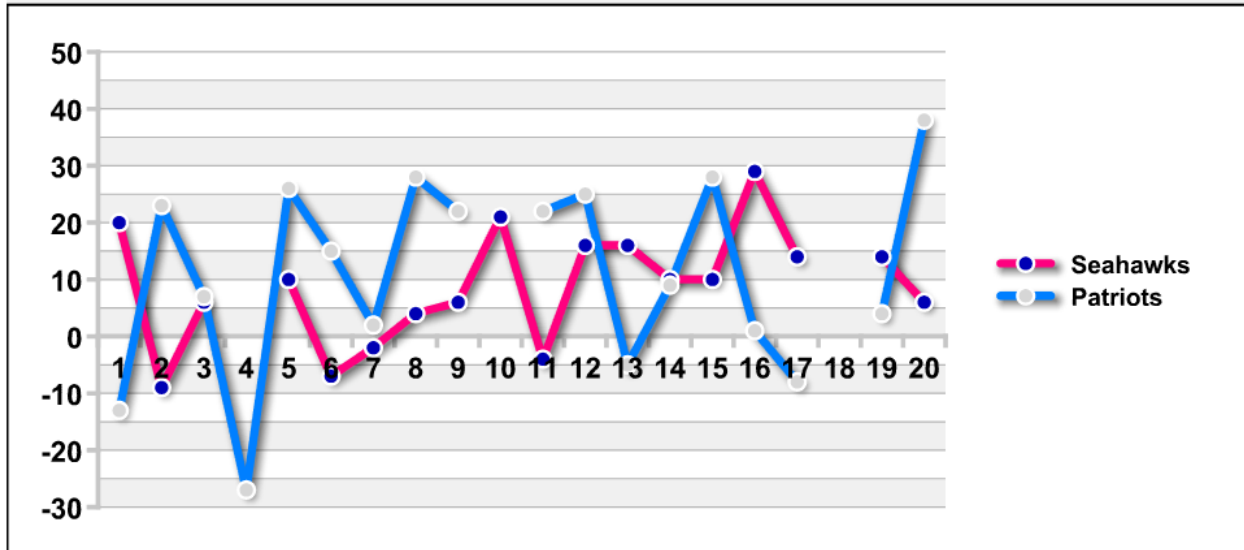
Based on below chart we are going to project about 60 overall points or more and thus predicting that the game is likely to be on the over. The other takeaway from the chart is that New England is far more comfortable and used to higher scoring games. Week 8 and Week 9 the Patriots rolled to a big 51-23 (74 points combined) win over the Bears before trashing Denver 43-21 (64 points) the next week. In the divisional playoff round New England and Baltimore combined for 66 in the Patriots 35-31 victory.



Both teams have been slowly building momentum throughout the season. The Patriots trend sticks out a lot more and was punctuated in the AFC conference win over Indianapolis. While

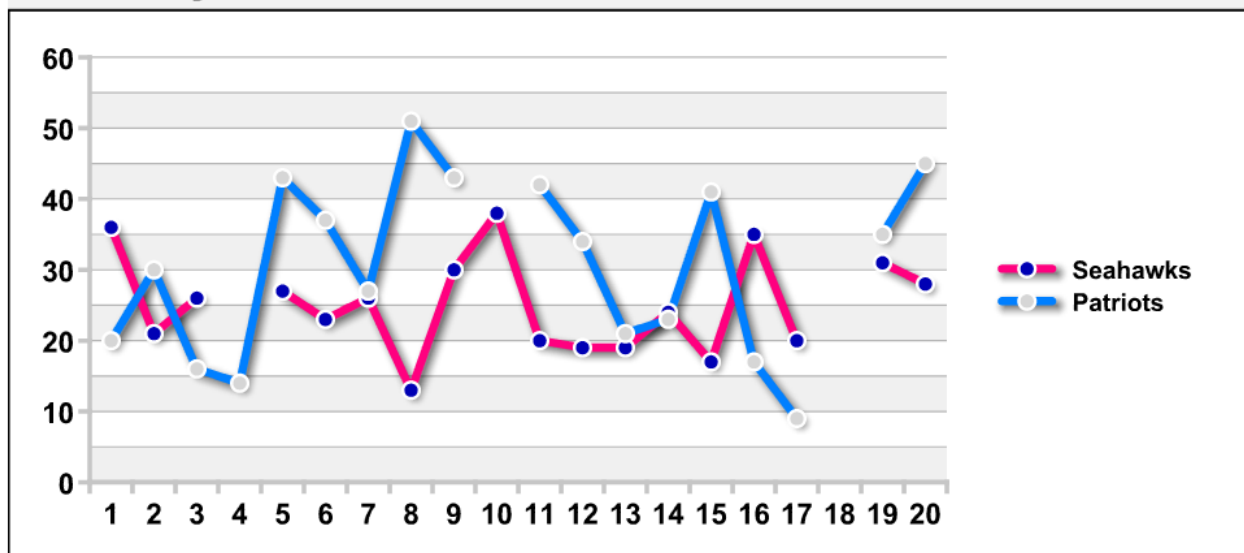
Seattle is maintaining slight trend higher they have hung on with tough wins in the playoffs. Patriots have been prone to big swings. Anyway, takeaway is NE looks better positioned to win.

### Game-by-Game Differential



Seattle has a consistent base of getting a good 20 points on the board, week after week. New England is much more likely to outscore but is also prone to getting shut down. Ahem, playing a tough defense. That said, it seems NE got some bad games out of the system so to speak at the end of the year and this also looks like NE likely to outscore SEA.

### Game-by-Game Points Scored

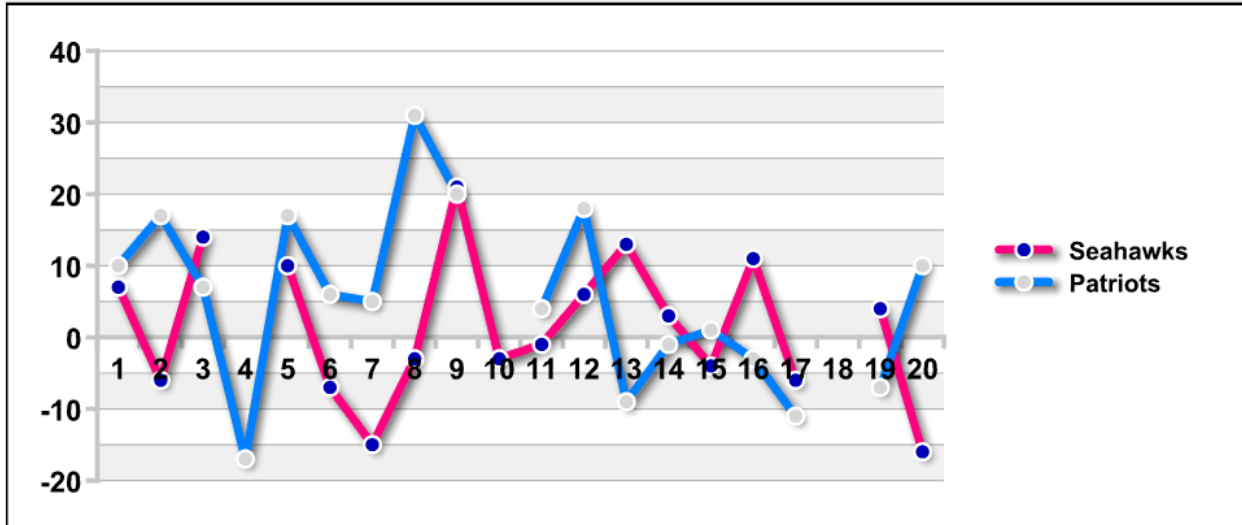


On the surface, both teams do not really like the first half. SEA was 9-9 this year in the first half! New England was at least better at 12-6. What we are going to call is a snapback by the

Seahawks, winning the first half by about 4 or 5 points. New England has become worse in the first half as the season has gone on.

### First Half Differential

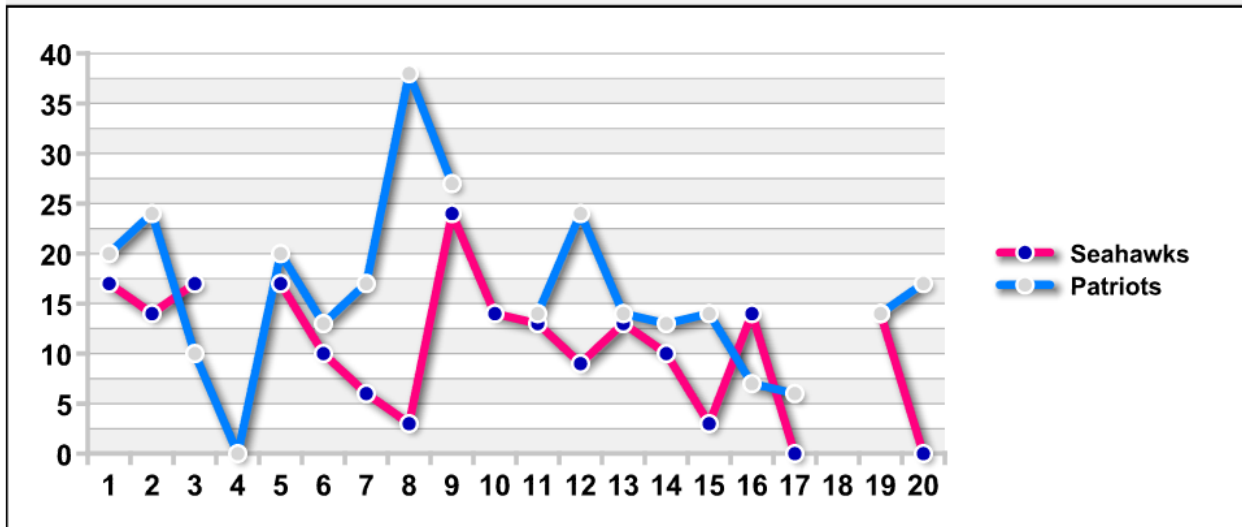
How many points does team win the half by



Based on the last chart and this chart: Going to call it a SEA 17-13 first half.

### First Half Points

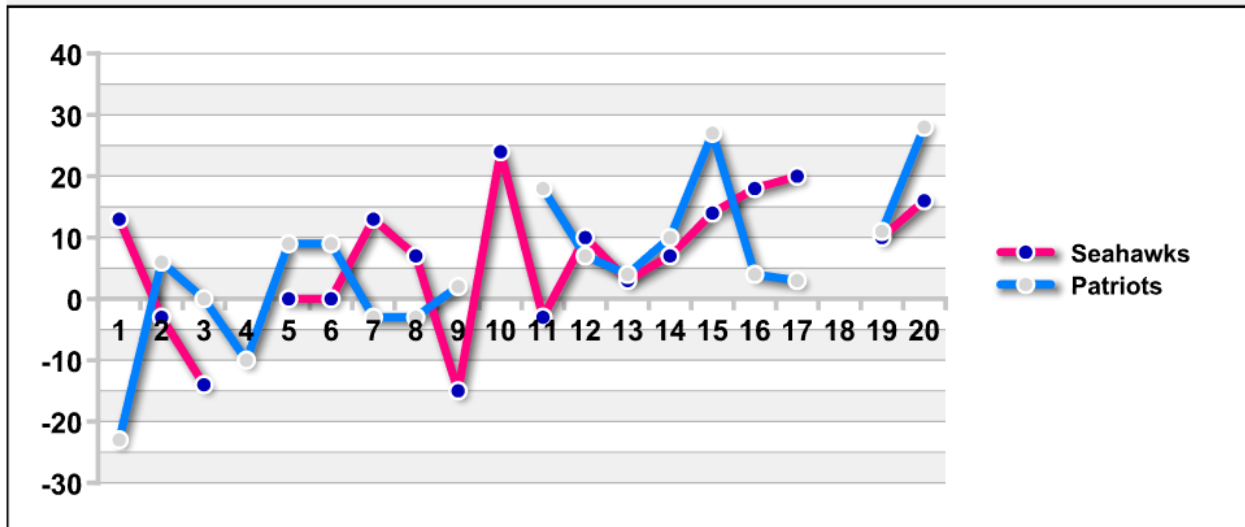
How many points did team score in the 1st half each game



This chart is pretty clear. As the season has gone on both teams have been steadily improving in the second half. The Seahawks have actually turned into like a machine in the second half. Consistently winning them by 10-15 points during an 8 straight streak (12-4-2 overall). NE though has won the second half 10 times in a row (14-4 overall)! New England, as usual, is more pronounced in the point swings though direction clear. We expect one team is going to clearly win the second half by 10-15 points.

## Second Half Differential

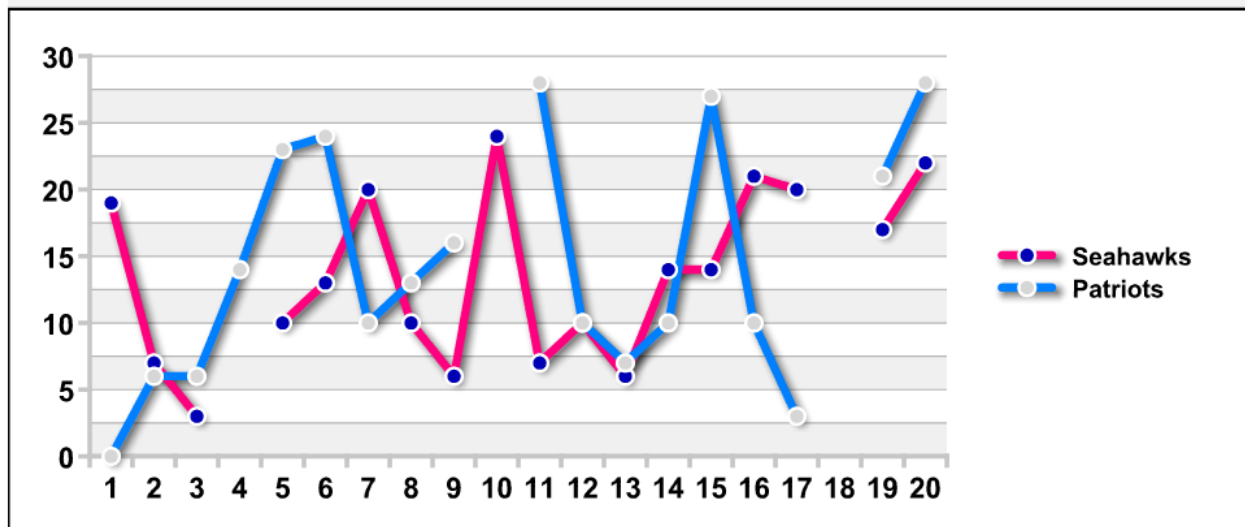
How many points does team win the half by



Both teams have tended to score a lot more in the 2<sup>nd</sup> half. And both teams prone to swings. So anything is possible. Eye ball is SEA seems the better likelihood of putting up a more predictable 17 to 20 points in the 2<sup>nd</sup> half. NE could put up 25+ but could also swing back down to 10 or 12.

## Second Half Points

How many points did team score in the 2nd half each game



### EYEBALL OPINION

New England: 37-34 (Madden NFL 15: NE 28 SEA 24). Honestly this one can go either way. The 1<sup>st</sup> half seems a little easier to judge. Seattle will jump out to a 17-13 lead at half time. The 2<sup>nd</sup> half NE takes it 24-17. Honestly though this game could go either way. The 2<sup>nd</sup> half has the greater likelihood of being the decider with a possibility of one team breaking it open in 2<sup>nd</sup> half. The game could have both teams right around 30 points each, going either way. The over the likely easy winner. (Last year eyeball opinion: Seattle 24 Denver 10; actual final SEA 43-8).