

# Fanbay.net Sports

## SUPER BOWL XLVIII (48)

EAST RUTHERFORD, NEW JERSEY

MetLife STADIUM (Outdoors)

SUNDAY, FEBRUARY 2, 2014

GAME TIME: 6:25 ET

WEATHER: Cloudy, High 49, Low 32, Rain Possible

TV COVERAGE: FOX (NFL FOX SUNDAY SUPER BOWL EDITION PRE-GAME: 2-6pm ET; GAME

BROADCAST: JOE BUCK AND TROY AIKMAN; SIDELINES ERIN ANDREWS AND PAM OLIVER;

HALFTIME: BRUNO MARS AND RED HOT CHILI PEPPERS)

### DENVER BRONCOS (AFC) (15-3) (13-3 regular season)

vs

### SEATTLE SEAHAWKS (NFC) (15-3) (13-3 regular season)

Match-up coverage: CBS Sports (<http://www.cbssports.com/nfl/superbowl>), [Covers](#), ESPN (<http://espn.go.com/nfl/superbowl>)

NFL.com: <http://www.nfl.com/superbowl/48>

### COMPUTER PREDICTION

- WINNER: **Denver Broncos** by **0.51** points
- Over/Under Total: Combined **49.6** points scored by both teams

2013 Super Bowl Fanbay.net Sports Weekly NFL Game Predictions. Statistical. Objective. Computer-model generated. The edge on Vegas forecasting.

Best Chance to Win	Date	Time	Winner	Points	O/U Total	Off Pts	Def Pts	Total Yds	Def Yds	Ru Yds	Def RuYd	PvRk
<b>SB</b>	<b>11</b>	<b>SEA vs DEN</b>	Sun	6:30pm	Fanbay DEN -0.51 49.60	SEA 26.1	14.4	339.0	273.6	136.8	101.6	1
			Vegas	n/a	n/a	DEN 37.9	24.9	457.3	356.0	117.1	101.6	8

Super Bowl 48 February 2 at MetLife. Halftime is Bruno Mars with Red Hot Chili Peppers. Average temp around 38 degrees at game time.

Best Chance to Win Date Time Winner Spread O/U Total Off Pts Def Pts Total Yds Def Yds Ru Yds Def RuYd PvRk

For educational and informational purposes only. Not intended for use gambling. Use for legal purposes only. Please direct any questions about reading this information to email@fanbag.net. Thank you for your support!

The widest Vegas spreads are highlighted in green because they may differ from the Fanbay.net Sports computer. Differences with Vegas are also highlighted (red or green to illustrate differences/similarities).

### LAS VEGAS ODDS

- WINNER: **DENVER BRONCOS** are favored by **2.5** points
- Over/Under: **Total of 48** points expected to be scored in the game

Via Yahoo! Sports:

Sunday February 2, 2014		BETONLINE.ag		5dimes.eu		SportsBetting.ag		BOVADA	
Teams									
Seattle Seahawks at Denver Broncos		-110	-110	-107	-103	-110	-110	-110	-110
		-2½	-110	-2½	-103	-2½	-110	-3	-110
6:30 pm EST		48	o-110 u-110	48	o-105 u-105	48	o-110 u-110	48	o-105 u-115

Last Odds Update: 02/01 9:59 pm EST

Via VegasInsider:

NFL SPREAD										
PRO FOOTBALL	Open ?	VI Consensus ?	LVH	MGM Mirage	William Hill	Wynn LV	CG Technology	Stations	Sportsbook.com	
	02/02 6:30 PM 101 Seattle 102 Denver	47u-10 PK -10	48u-10 -2½ -20	48u-10 -2½ -20	48u-10 -2½ -20	48u-10 -2½ -10	47½u-10 -2½ -20	48u-10 -2½ -20	48u-10 -2½ -20	48u-10 -2½ -20
TV: FOX   SEATTLE SEAHAWKS VS DENVER BRONCOS E. RUTHERFORD NJ 6:30 PM EST, , MOSTLY CLOUDY, 30% CHANCE LIGHT SHOWERS EARLY. NORTHWEST WIND 3-8.KICKOFF TEMP 48										
Updated: Sat, Feb 1 11:16 PM EDT										

## POINT-BY-POINT INSIGHTS

- Vegas is a bit stronger on Denver than the computer. Fanbay.net Sports computer model backs the Broncos by just ½ a point while Vegas lines are all consistently have DEN as a 2.5 point favorite. Computer expects a few more points scored (49.6 vs Vegas 48.0).
- Overall it is the NFL's top defense (Seattle) vs the NFL's top offense (Denver). Seahawks have the NFL's 24<sup>th</sup> best passing game facing the Broncos at 3<sup>rd</sup> best. However, the Broncos pass defense is 26<sup>th</sup> best while the Seahawks are the NFL's 3<sup>rd</sup> best passing defense. They are both tied at 7<sup>th</sup> best run defense in the NFL. Seattle's run game is 6<sup>th</sup> best in the NFL while Denver is 15<sup>th</sup>.
- AFC #1 seed Denver vs NFC #1 seed Seattle. In 2009 #1 seed Saints beat Peyton's #1 seed Colts. Manning will be trying to erase that experience and also Peyton will be trying to become the 1<sup>st</sup> starting QB to ever win a Super Bowl for 2 different franchises.
- Manning will turn 38 in March
- Routs: Seattle and Denver each won 7 of their regular season games by more than 18 points. So while the Broncos outscore the Seahawks by nearly 11 points a game on average; their average win margins are about the same: 11.1 for SEA and 12.4 for DEN.
- Denver has been prone all season to wild swings in each half of games.
- The Indianapolis Colts beat both teams, Week 5 hosting Seattle and winning 34-28 and then Week 7 hosting Denver and winning 39-33.
- At MetLife Stadium this season, the Broncos beat the Giants 41-23 in Week 2 and then the Seahawks shut down NYG 23-0 in Week 15.
- Both teams played overtime games this season. Denver was shocked in Week 12 at New England when Tom Brady rallied from a 24-0 halftime deficit to beat the Broncos 34-31 in the extra period. The Seahawks escaped with a 23-20 win at Houston in Week 4 and then in Week 9 again they escaped with a win rallying from a big first half deficit to beat Tampa Bay at home 27-24.

- Seattle lucky number 23? They scored 23 points in 4 games this season winning all 4. Two of those 4 games were the last 2 weeks in the playoffs: 23-15 over New Orleans and 23-17 over San Francisco. A little bit of a tangent here, but of note, the Seahawks have a deaf football player, running back Derrick Coleman, age 23.
- Peyton Manning has 1 Super Bowl title. His brother Eli has 2. Eli won his 2<sup>nd</sup> in Super Bowl 46 in Indianapolis (then Peyton's home stadium). Peyton can tie his brother by winning Super Bowl 48 in Eli's home stadium.
- Both teams used to be rivals in the AFC West. From 1977 to 2002 the Seahawks were in the AFC West before moving to the NFC West.
- Their last playoff meeting, in 1983, the Seahawks won 31-7 in Seattle.
- The Seahawks have the NFL's richest owner—by a long shot. Paul Allen, Microsoft co-founder, is worth over \$15 billion.
- The Seahawks NFL best defense forced 39 turnovers in 2013 and also had 3 just in the 4<sup>th</sup> quarter alone of their NFC championship win over the 49ers.

## STATISTICAL ANALYSIS

	<u>Points Scored</u>	<u>Opp. Points</u>	<u>Points Diff</u>	<u>1st Half Pts</u>	<u>1st Half Opp</u>	<u>1st Half Diff</u>	<u>2nd Half Pts</u>	<u>2nd Half Opp</u>	<u>2nd Half Opp</u>
<b>Seahawks</b>	<b>25.72</b>	<b>14.61</b>	<b>11.11</b>	<b>12.67</b>	<b>7.78</b>	<b>4.89</b>	<b>12.72</b>	<b>6.83</b>	<b>5.89</b>
<b>Broncos</b>	<b>36.44</b>	<b>24.00</b>	<b>12.44</b>	<b>17.50</b>	<b>10.83</b>	<b>6.67</b>	<b>18.94</b>	<b>13.00</b>	<b>5.94</b>
<b>Total</b>	<b>62.17</b>	<b>38.61</b>		<b>30.17</b>	<b>18.61</b>		<b>31.67</b>	<b>19.83</b>	
<b>Difference</b>	<b>10.72</b>	<b>-9.39</b>	<b>1.33</b>	<b>4.83</b>	<b>3.06</b>	<b>1.78</b>	<b>6.22</b>	<b>6.17</b>	<b>0.06</b>

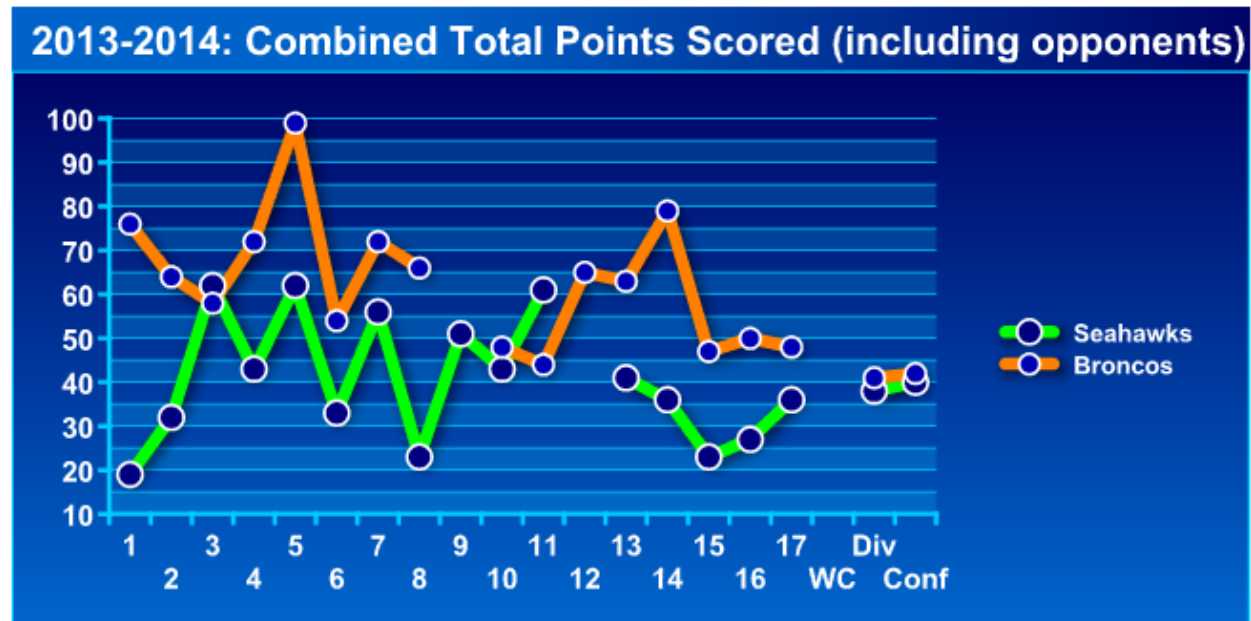
<b>SEATTLE SEAHAWKS</b>					<b>Points Scored</b>				<b>1st Half</b>			<b>2nd Half</b>		
<u>Week</u>	<u>Date</u>	<u>H/A</u>	<u>Opponent</u>	<u>Result</u>	<u>Seahawks</u>	<u>Opponent</u>	<u>Difference</u>	<u>Diff. Sum</u>	<u>Team</u>	<u>Opp</u>	<u>Diff</u>	<u>Team</u>	<u>Opp</u>	<u>Diff</u>
1	Sun, Sep 8	A	Carolina	Win	12	7	5		3	7	-4	9	0	9
2	Sun, Sep 15	H	San Francisco	Win	29	3	26	31	5	0	5	24	3	21
3	Sun, Sept 22	H	Jacksonville	Win	45	17	28	59	24	0	24	21	17	4
4	Sun, Sept 29	A	Houston	Win	23	20	3	62	3	20	-17	17	0	17
5	Sun, Oct 6	A	Indianapolis	Loss	28	34	-6	56	19	17	2	9	17	-8
6	Sun, Oct 13	H	Tennessee	Win	20	13	7	63	7	10	-3	13	3	10
7	Thur, Oct 17	A	Arizona	Win	34	22	12	75	17	10	7	17	12	5
8	Mon, Oct 28	A	St. Louis	Win	14	9	5	80	7	3	4	7	6	1
9	Sun, Nov 3	H	Tampa Bay	Win	27	24	3	83	7	21	-14	17	3	14
10	Sun, Nov 10	A	Atlanta	Win	33	10	23	106	23	3	20	10	7	3
11	Sun, Nov 17	H	Minnesota	Win	41	20	21	127	24	13	11	17	7	10
12	BYE		BYE											
13	Mon, Dec 2	H	New Orleans	Win	34	7	27	154	27	7	20	7	0	7
14	Sun, Dec 8	A	San Francisco	Loss	17	19	-2	152	14	16	-2	3	3	0
15	Sun, Dec 15	A	NY Giants	Win	23	0	23	175	13	0	13	10	0	10
16	Sat, Dec 22	H	Arizona	Loss	10	17	-7	168	3	3	0	7	14	-7
17	Sun, Dec 29	H	St. Louis	Win	27	9	18	186	13	0	13	14	9	5
<b>PLAYOFFS</b>														
WC														
Div	Sat, Jan 11	H	New Orleans	Win	23	15	8	194	16	0	16	7	15	-8
Conf	Sun, Jan 19	H	San Francisco	Win	23	17	6	200	3	10	-7	20	7	13
					<b>25.7</b>	<b>14.6</b>	<b>11.1</b>		<b>12.7</b>	<b>7.8</b>	<b>4.9</b>	<b>12.7</b>	<b>6.8</b>	<b>5.9</b>

\* Note: Week 4 and Week 9 Seattle won in overtime with 3-0 OT scores in each game.

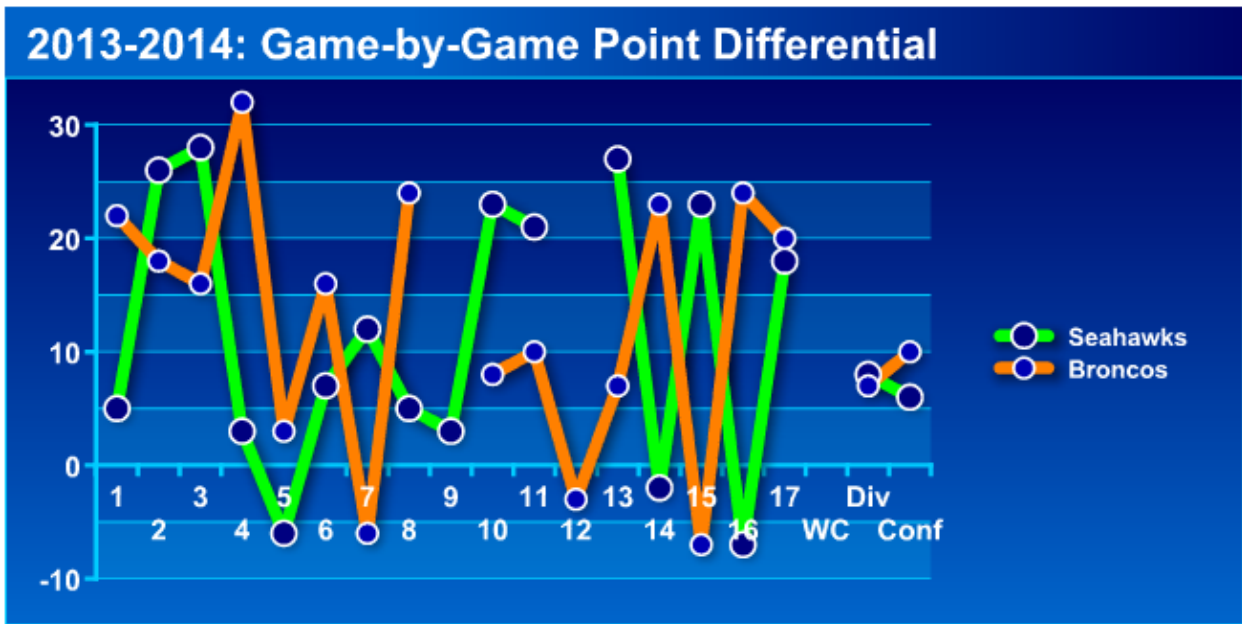
DENVER BRONCOS					Points Scored				1st Half			2nd Half		
Week	Date	H/A	Opponent	Result	Broncos	Opponent	Difference	Diff. Sum	Team	Opp	Diff	Team	Opp	Diff
1	Thur, Sep 5	H	Baltimore	Win	49	27	22		14	17	-3	35	10	25
2	Sun, Sep 15	A	NY Giants	Win	41	23	18	40	10	9	1	31	14	17
3	Mon, Sept 23	H	Oakland	Win	37	21	16	56	27	7	20	10	14	-4
4	Sun, Sept 29	H	Philadelphia	Win	52	20	32	88	21	13	8	31	7	24
5	Sun, Oct 6	A	Dallas	Win	51	48	3	91	28	20	8	23	28	-5
6	Sun, Oct 13	H	Jacksonville	Win	35	19	16	107	14	12	2	21	7	14
7	Sun, Oct 20	A	Indianapolis	Loss	33	39	-6		14	26	-12	19	13	6
8	Sun, Oct 27	H	Washington	Win	45	21	24	125	7	7	0	38	14	24
9	BYE		BYE											
10	Sun, Nov 10	A	San Diego	Win	28	20	8	133	21	6	15	7	14	-7
11	Mon, Nov 17	H	Kansas City	Win	27	17	10	143	17	10	7	10	7	3
12	Sun, Nov 24	A	New England	Loss	31	34	-3	140	24	0	24	7	31	-24
13	Sun, Dec 1	A	Kansas City	Win	35	28	7	147	14	21	-7	21	7	14
14	Sun, Dec 8	H	Tennessee	Win	51	28	23	170	20	21	-1	31	7	24
15	Thur, Dec 12	H	San Diego	Loss	20	27	-7	163	10	17	-7	10	10	0
16	Sat, Dec 22	A	Houston	Win	37	13	24	187	16	6	10	21	7	14
17	Sun, Dec 29	A	Oakland	Win	34	14	20	207	31	0	31	3	14	-11
PLAYOFFS														
WC	BYE													
Div	Sun, Jan 12	H	San Diego	Win	24	17	7	214	14	0	14	10	17	-7
Conf	Sun, Jan 19	H	New England	Win	26	16	10	224	13	3	10	13	13	0
					36.4	24.0	12.4		17.5	10.8	6.7	18.9	13.0	5.9

\* Note: Week 12 was an overtime game as the Broncos lost to New England 3-0 in OT

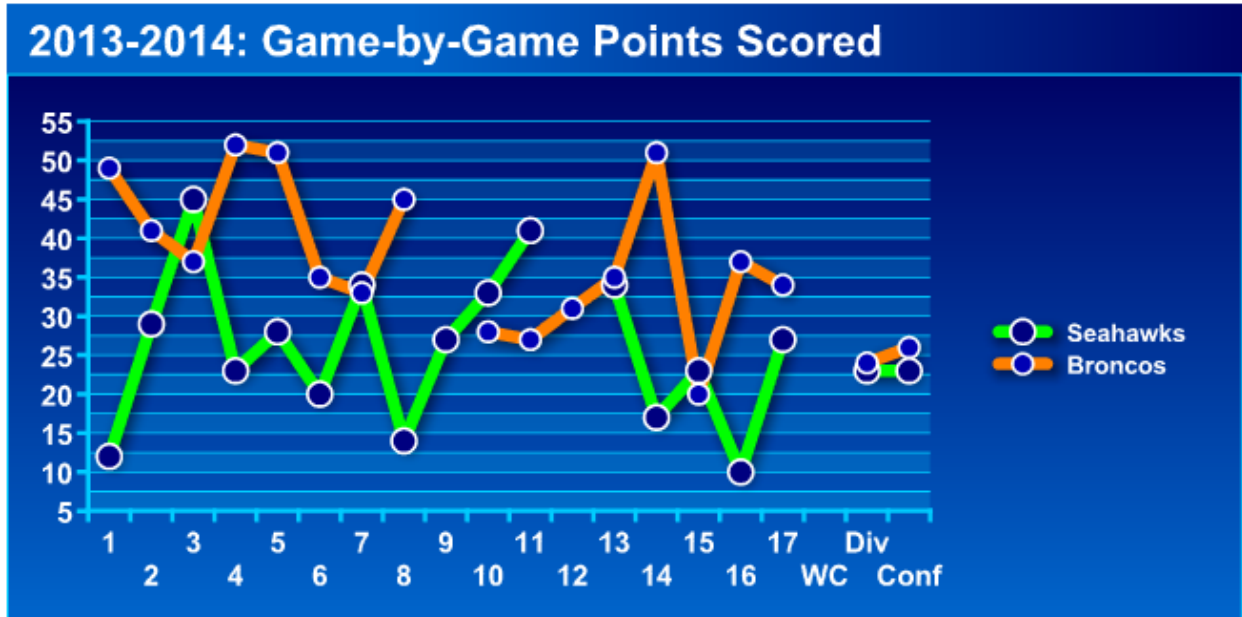
Below, the Seahawks games are generally lower scoring which is no surprise stacked up on this chart against Peyton Manning's high-scoring Broncos. The stand-out game is the Broncos 51-48 Week 5 win at Dallas (99 total points).



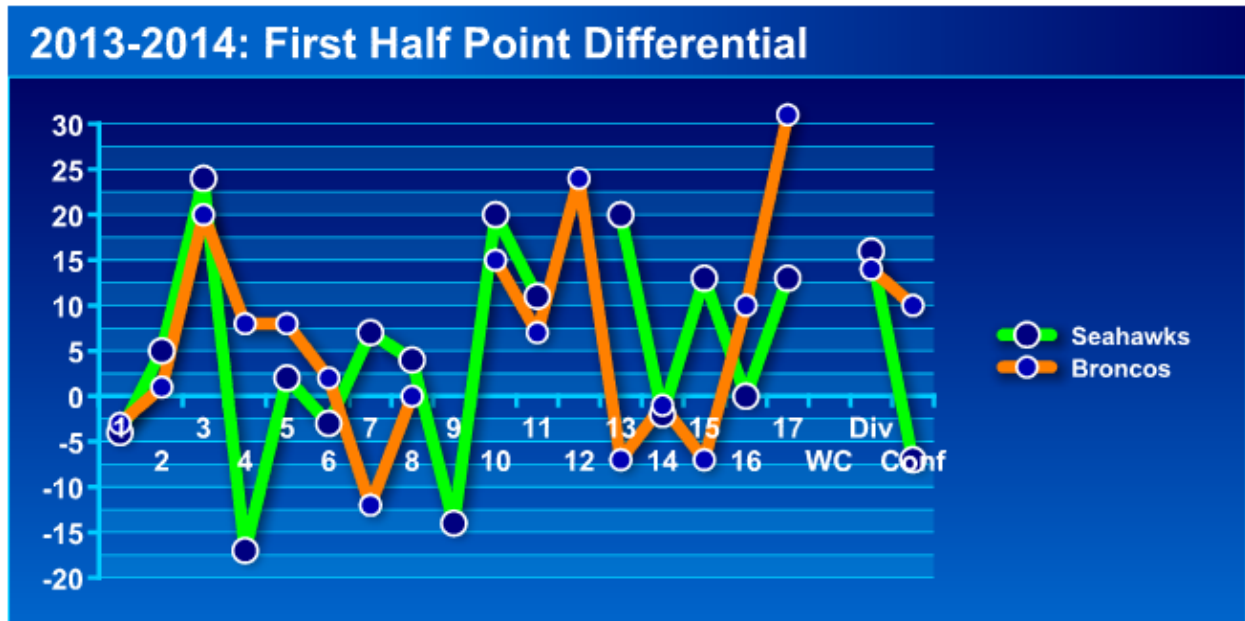
Below, the takeaway on this chart is that both teams are wildly inconsistent from one game to the next. Note, neither team has lost by more than a touchdown all season.



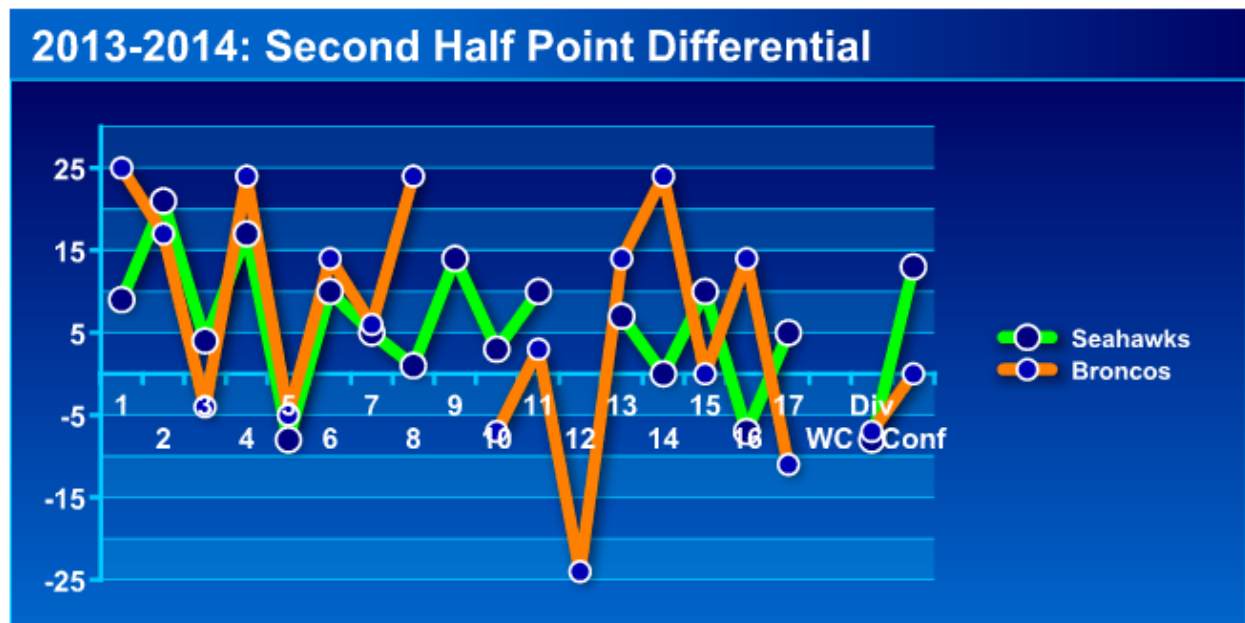
The Broncos have consistently scored more points than Seattle. Both teams have been scoring a little less as the season goes on.



SEA could win the first half by 8-12 points based on an eye-ball look at this pretty crazy chart.



The Broncos last 3 games have been tough in 2<sup>nd</sup> half. Seattle seems to be better at making 2<sup>nd</sup> half adjustments as they are 15-3 in the 2<sup>nd</sup> half this year. Denver lost the 2<sup>nd</sup> half 6 times this year and tied in 2 other contests. Seattle by 3-6 points in the 2<sup>nd</sup> half in the Super Bowl.



### EYEBALL OPINION

Seattle Seahawks 24-10: Peyton Manning may be stifled by SEA defense based on a quick glance at the numbers. In the first half the Seahawks might jump to a 17-7 lead and then a slower second half 7-3 Seahawks.